


# P etroPompSad

Pump Technologies | Pompa Teknolojile

# LPG Series

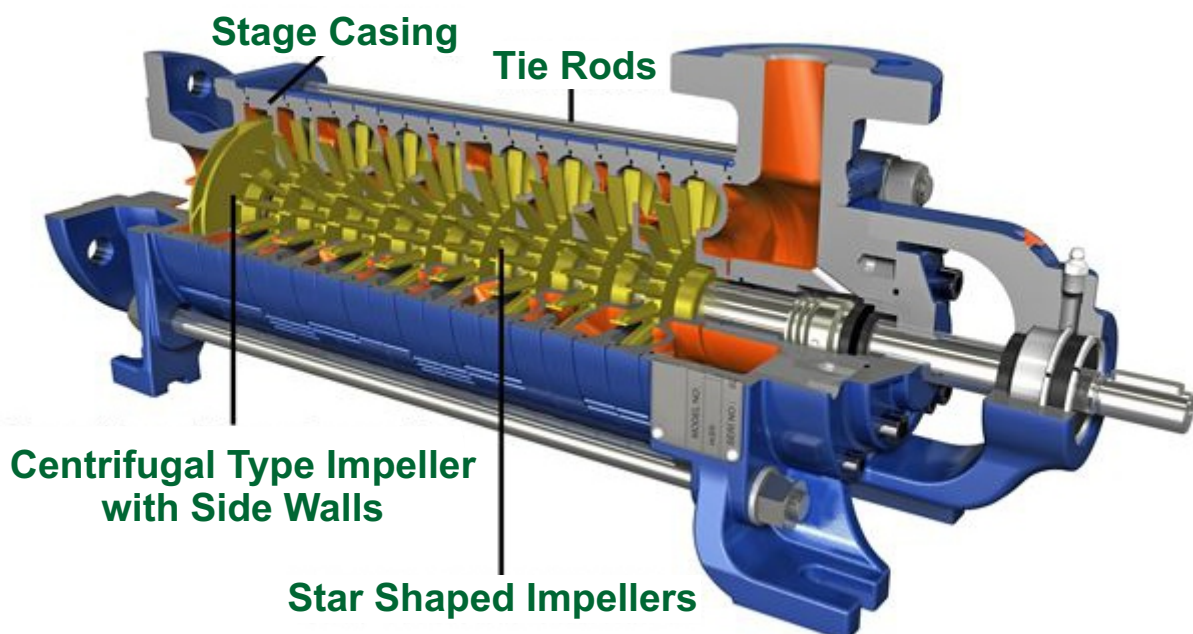


### Features:

- Exceptional differential pressure up to 22 bar
- High pressure at low capacity
- Ability to pump vapour laden liquids (up to 50%)
- Low NPSH requirements to prevent cavitation
- Self - priming
- Modular construction with standardized parts

### Technical Data :

- Capacity: max. 40 m<sup>3</sup> /h
- Head: max. 30 bar
- Casing pressure max. 35 bar
- Speed max. 1750 d/d
- Working temperature max. 120 C
- Flange connections: DIN100 /Pn40






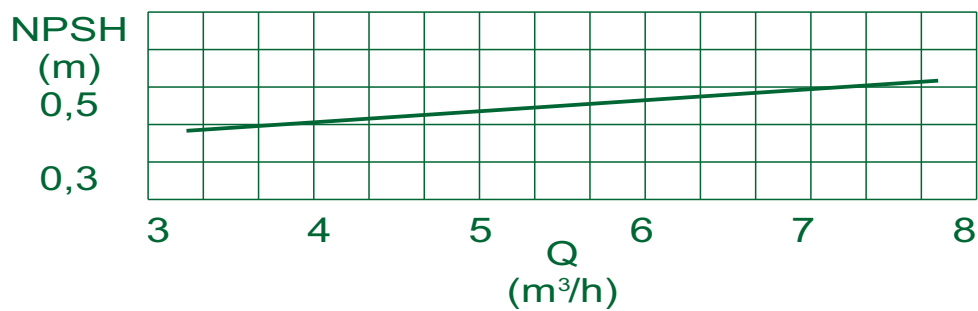
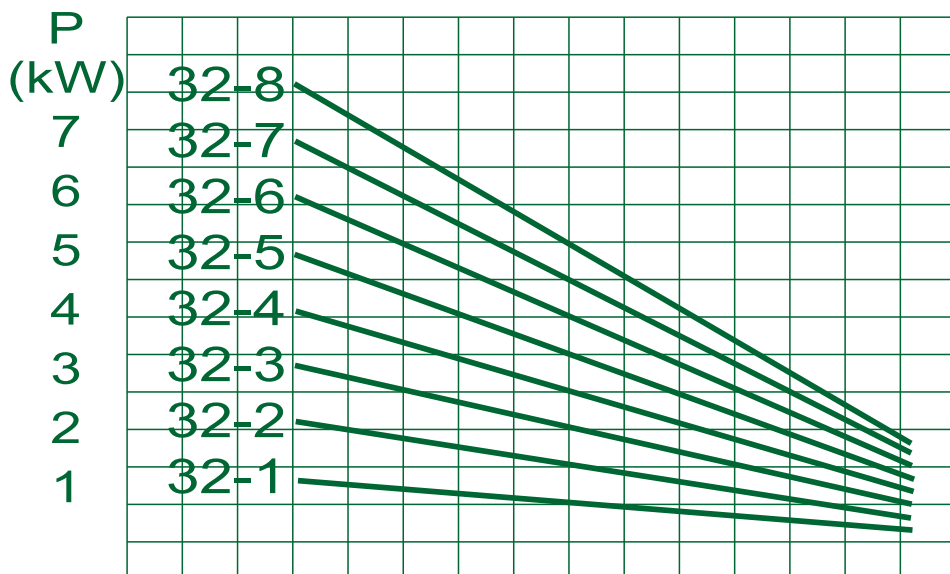
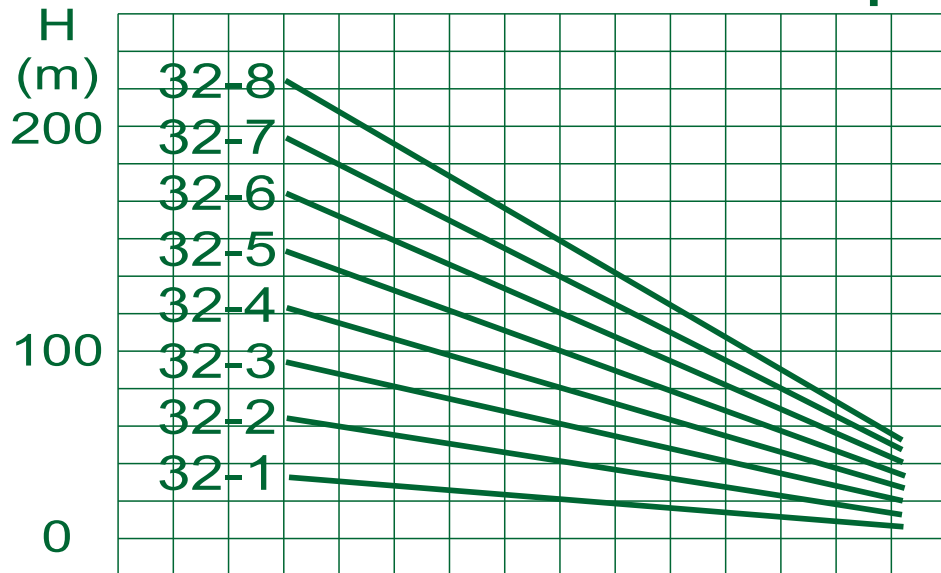
## Applications

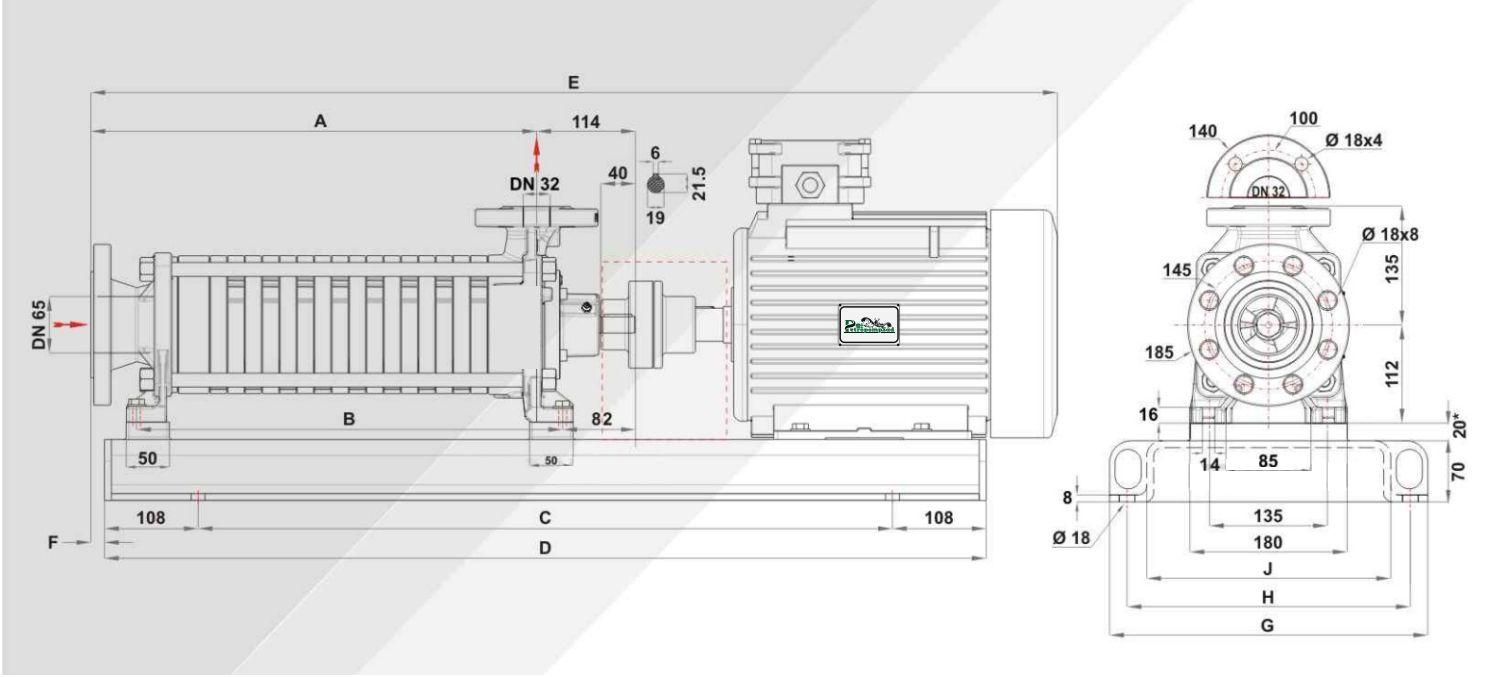
### Applications :

- LPG transfer
- LPG Auto Gas Station
- Skid Systems
- Clinder filling
- Refrigerants
- Aerosol propellant
- Low density hydrocarbons
- Liquids with high vapour pressure
- Liquefied gasses



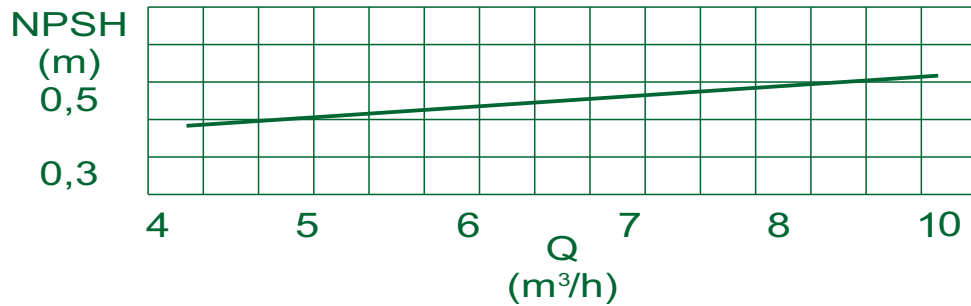
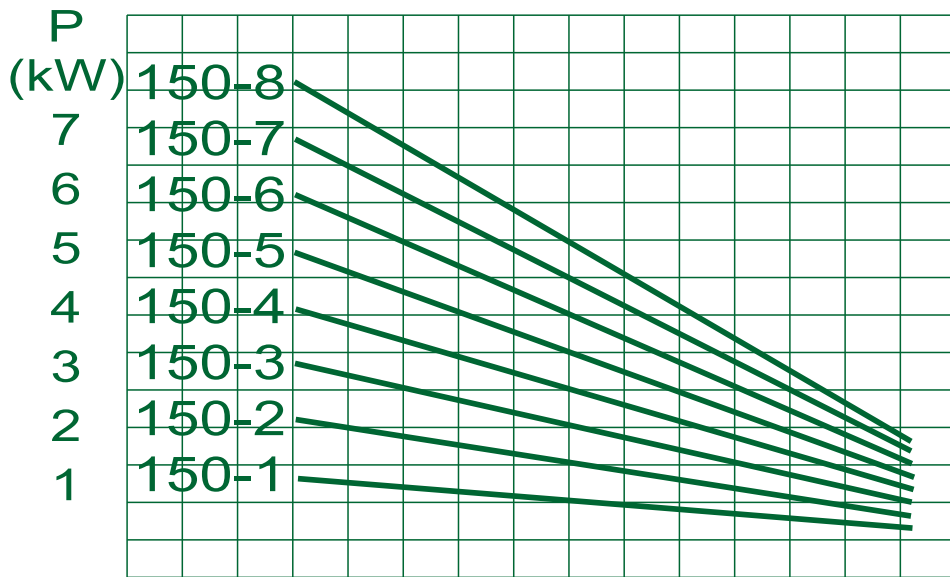
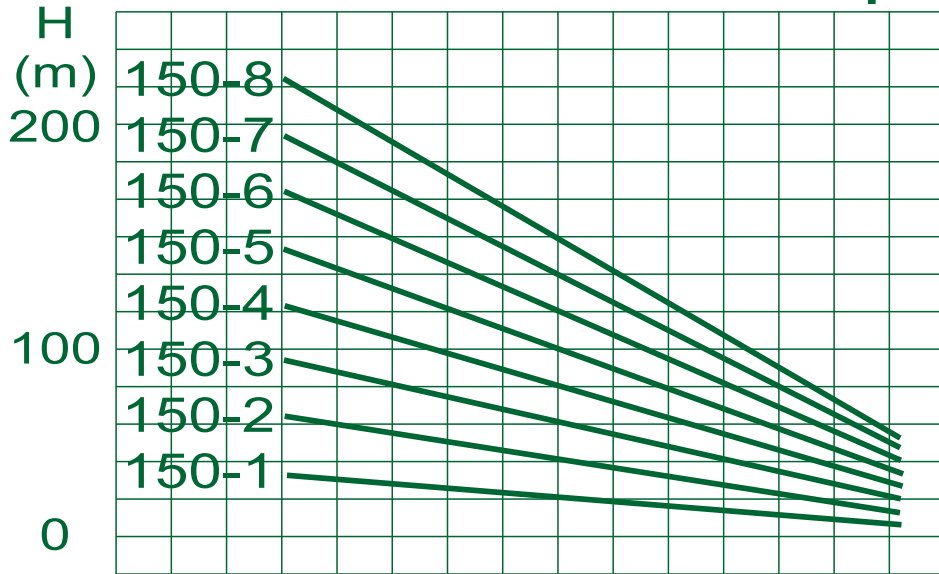
1450 rpm

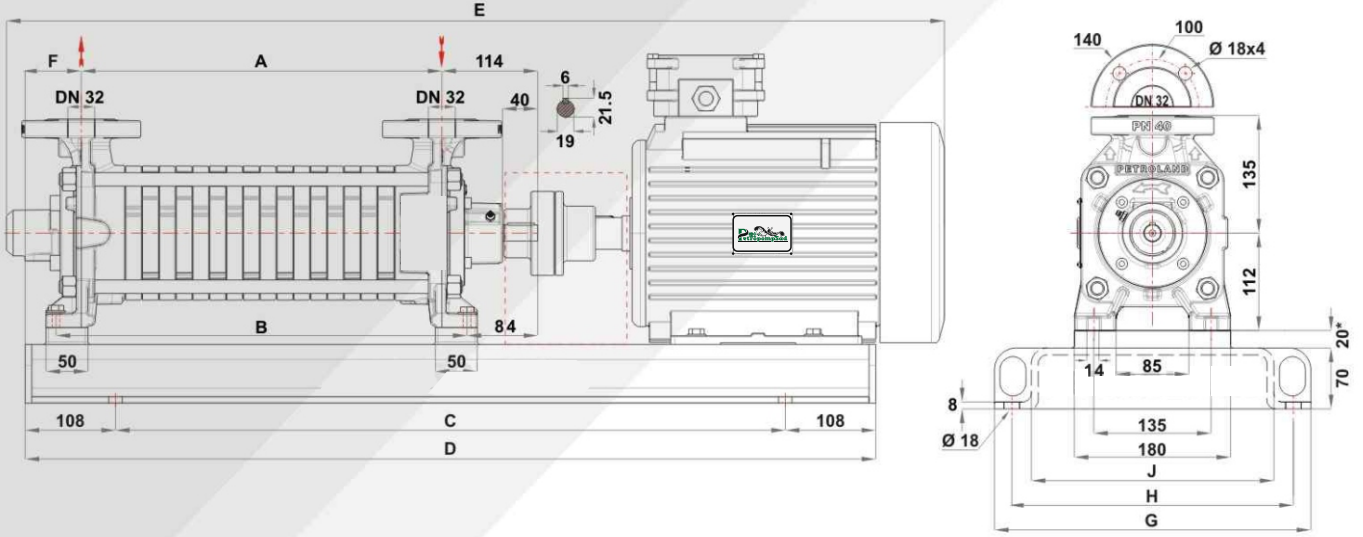




Model No:	Motor 1450 rpm		Ölçüler (mm) / Dimensions (mm)									Ağırlık (Kg.) / Weight (Kg)		
	kW	Gövde / Size	A	B	C	D	E	F	G	H	J	Çıplak Pompa Bare Shaft Pump	Standart Elektrik Motorlu With Standard Electric Motor	Ex-Proof Elektrik Motorlu With Ex-Proof Electric Motor (FLSE, Eex e IIT3)
LPG 32-1	1.1	90 S	234	215	380	596	668	27	290	245	200	33	66	74
	1.5	90 L			68	76								
LPG 32-2	1.5	90 L	274	255	450	666	708	12	290	245	200	36	74	82
	2.2	100 L			450	666	795	33	330	285	240		83	103
LPG 32-3	2.2	100 L	314	295	500	716	835	28	330	285	240	39	86	106
	3	100 L			89	109								
LPG 32-4	3	100 L	354	335	550	766	865	23	330	285	240	42	93	113
	4	112 M			550	766	885	23	350	305	260		100	121
LPG-32-5	3	100 L	394	375	600	816	905	18	330	285	240	45	97	117
	4	112 M			600	816	925	18	350	305	260		105	126
LPG 32-6	3	100 L	434	415	650	866	945	13	330	285	240	48	102	122
	4	112 M			650	866	965	13	350	305	260		109	130
	5.5	132 S			700	916	1035	30	370	325	280		138	147
LPG 32-7	4	112 M	474	455	700	916	1005	8	350	305	260	51	111	134
	5.5	132 S			800	1016	1075	2	370	325	280		125	152
LPG 32-8	4	112 M	514	495	700	916	1045	28	350	305	260	54	114	137
	5.5	132 S			800	1016	1115	16	370	325	280		128	155
	7.5	132 M			800	1016	1115	16	370	325	280		138	162

1450 rpm

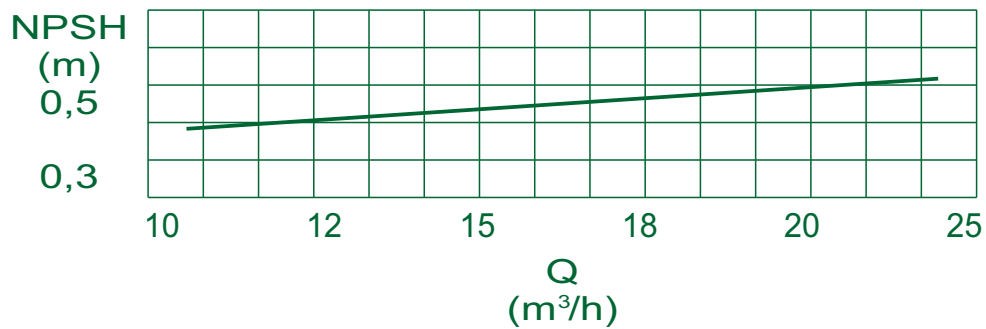
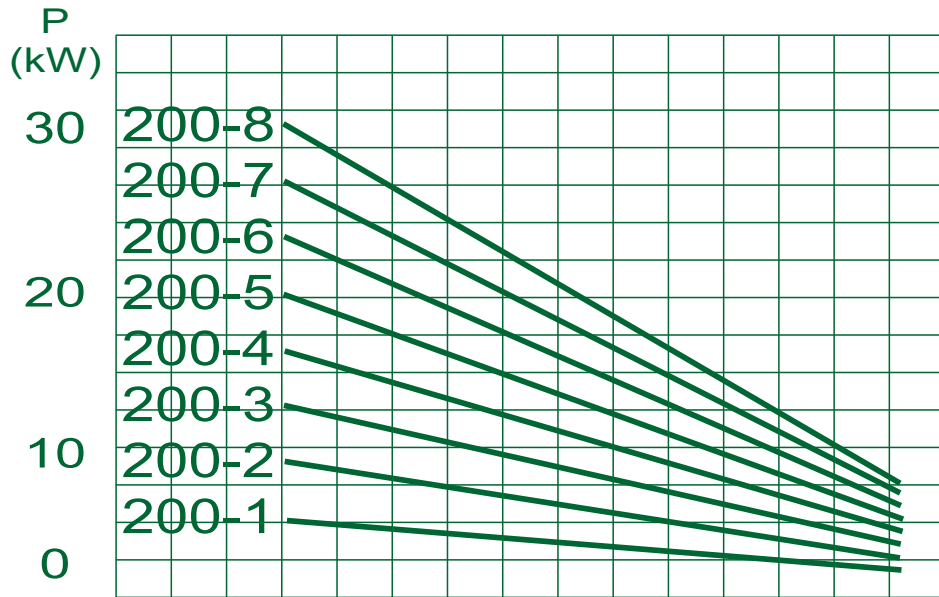
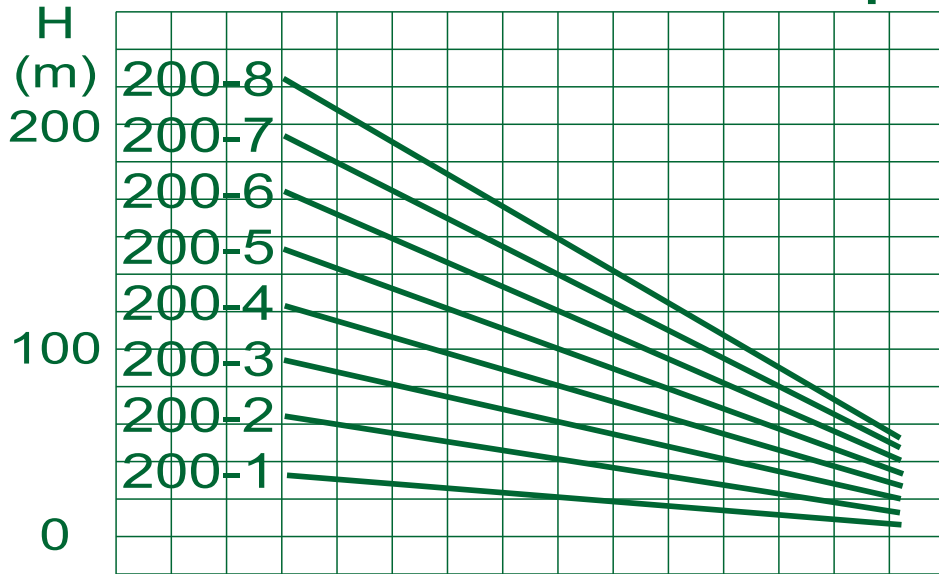




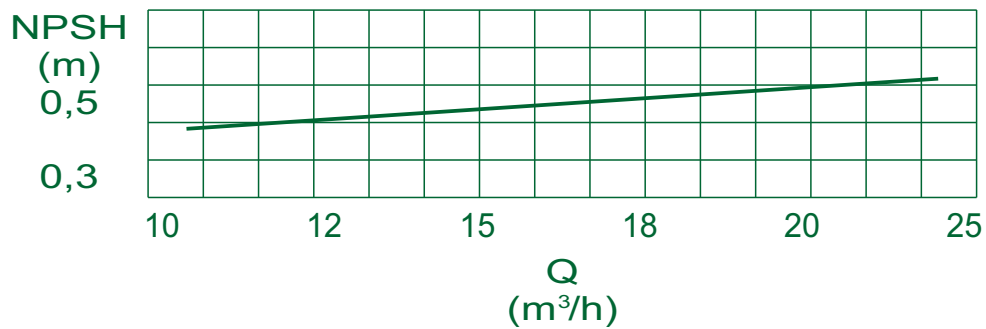
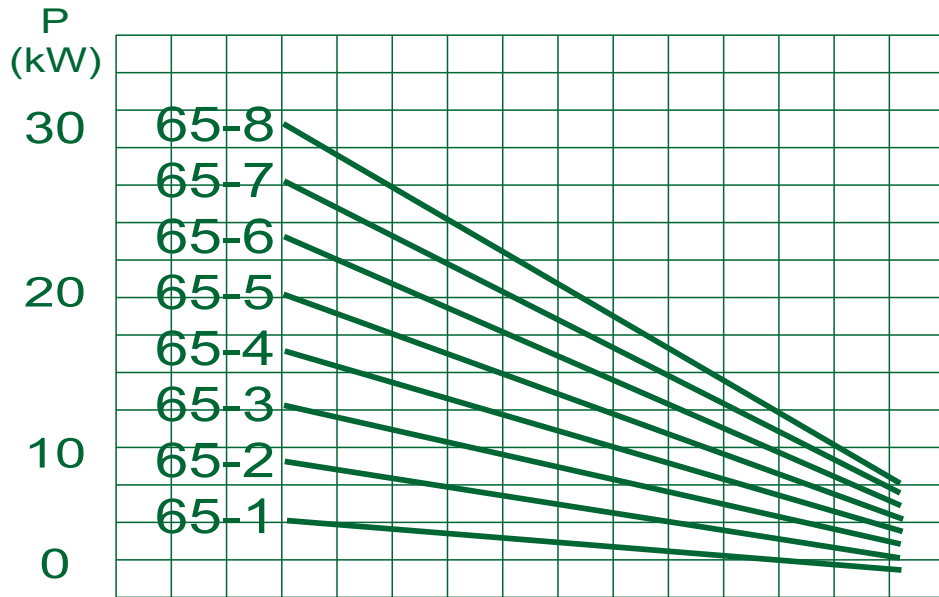
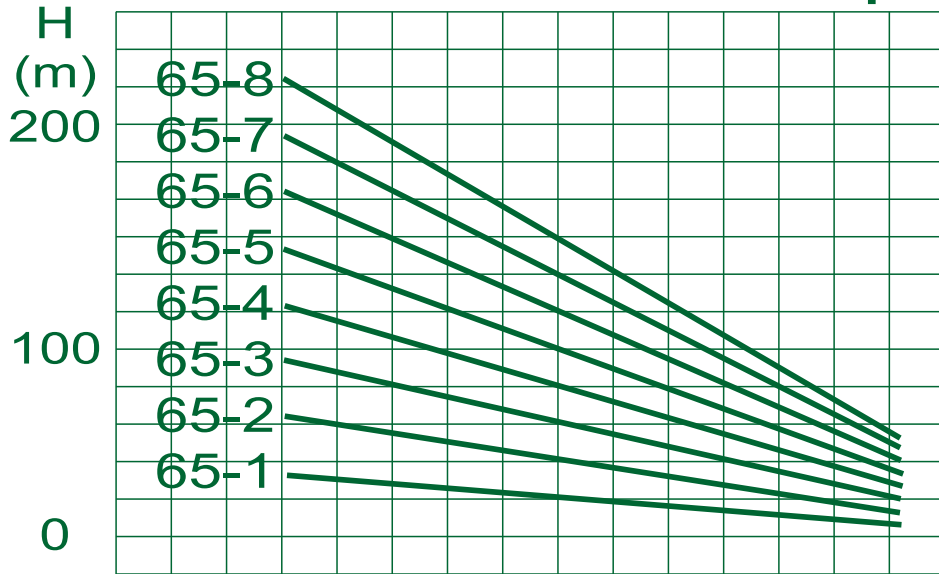
Model No:	Motor 1450 rpm		Ölçüler (mm) / Dimensions (mm)									Ağırlık (Kg.) / Weight (Kg)		
	kW	Gövde / Size	A	B	C	D	E	F	G	H	J	Çıplak Pompa Bare Shaft Pump	Standart Elektrik Motorlu With Standard Electric Motor	Ex-Proof Elektrik Motorlu With Ex-Proof Electric Motor (PLSE Ex e IIT3)
LPG 150-1	1.1	90 S	150	210	380	596	670	57	290	245	200	31	64	72
	1.5	90 L			450	666	710	72	290	245	200		66	74
LPG 150-2	1.5	90 L	190	250	450	666	710	72	290	245	200	34	72	80
	2.2	100 L			450	666	800	51	330	285	240		81	101
LPG 150-3	2.2	100 L	230	290	500	716	830	56	330	285	240	37	84	104
	3	100 L			550	766	870	61	330	285	240		87	107
LPG 150-4	3	100 L	270	330	550	766	890	61	350	305	260	40	91	111
	4	112 M			550	766	890	61	350	305	260		98	119
LPG 150-5	3	100 L	310	370	600	816	910	66	330	285	240	43	95	115
	4	112 M			600	816	930	66	350	305	260		103	124
LPG 150-6	3	100 L	350	410	650	866	950	71	330	285	240	46	100	120
	4	112 M			650	866	970	71	350	305	260		107	128
	5.5	132 S			700	916	1040	54	370	325	280		136	145
LPG 150-7	4	112 M	390	450	700	916	1010	76	350	305	260	49	109	132
	5.5	132 S			800	1016	1080	84	370	325	280		123	150
LPG 150-8	4	112 M	430	490	700	916	1050	56	350	305	260	52	112	135
	5.5	132 S			800	1016	1118	64	370	325	280		126	153
	7.5	132 M			800	1016	1118	64	370	325	280		136	160



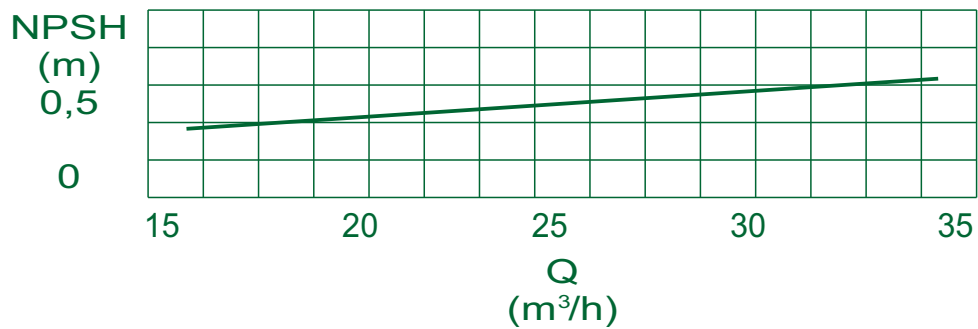
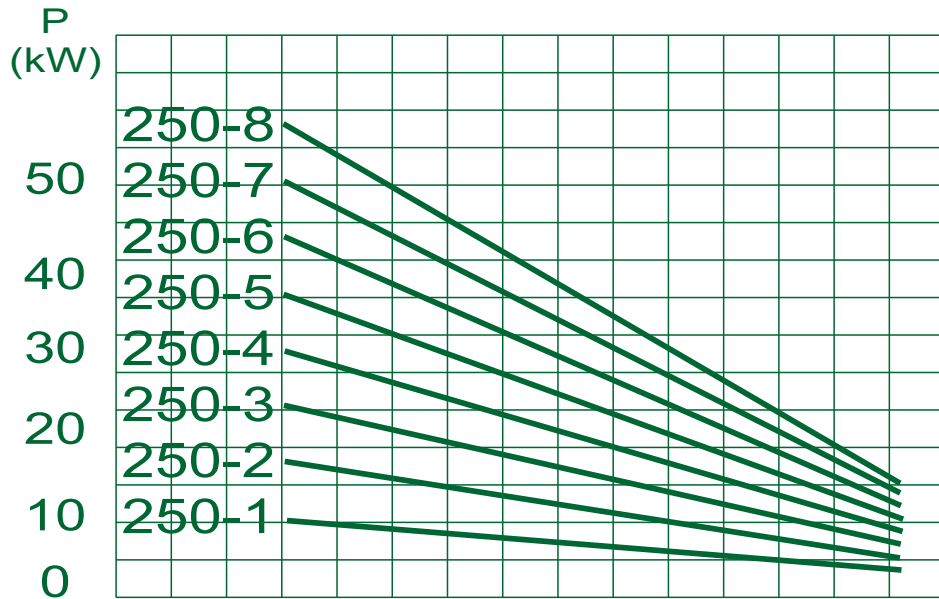
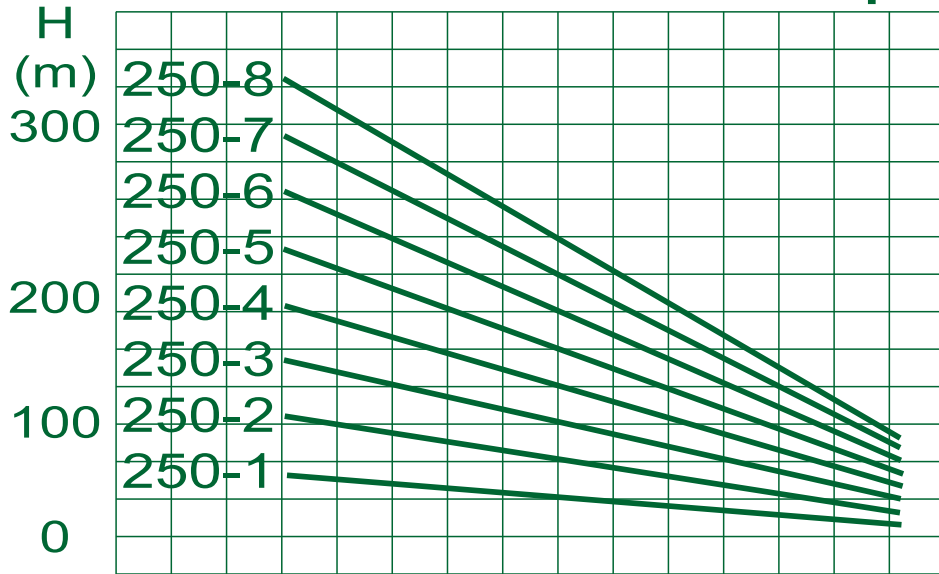
1450 rpm



1450 rpm



1450 rpm



# PetropompSad



TÜRKİYE / KONYA  
[www.petropomsad.com](http://www.petropomsad.com)

+90 532 151 25 83

[petropomsad@gmail.com](mailto:petropomsad@gmail.com)  
2. ASPAK SANAYİ KARATAY

+90 555 148 89 02